



Shenzhen Tianhong Optoelectronics Co.,Ltd

Industrial & Commercial Lighting



High power LED light professional manufacturer

www.hitechleds.com

LED HIGH MAST LIGHT



HIGH MAST SERIES

APPLICATION

Widely used in construction sites, tower cranes, shipyards, buildings, wharfs, stadiums and etc. It can replace 2000W metal halide light and 3500W dysprosium light or more.



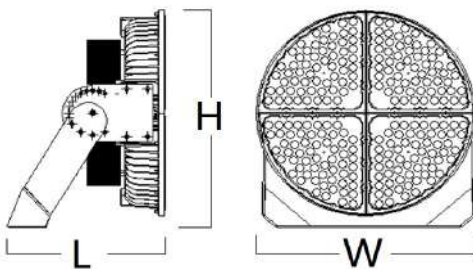
LED TOWER CRANE LIGHT



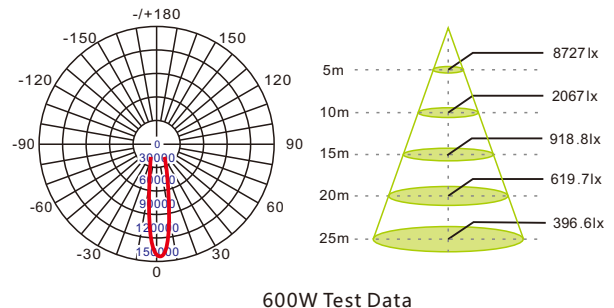
FEATURES

- Using Lumileds Luminous source, providing excellent lumen output, long-lasting stability and splendid sight
- High-end Inventronics Flicker free LED driver Optimal stability performance and lifespan
- 360° adjustable bracket, can be adjusted to any projection angle.
- Entirely made in aluminium, not only exquisite appearance, but also no corrosion concerns
- Unique embossing lens and reflector design, better performance for industrial lighting. beam angle have 10, 25 and 65 degrees for optional

DIMENSION



LIGHT DISTRIBUTION CURVE



SPECIFICATION

ITEM NO.	POWER	TYPE OF LED	LUMEN	ANGLE	PROTECTION GRADE	DIMENSION (L*W*H)
TH-HPF-600W	600W	SMD	38000±5% LM	10° 25° 65°	IP65	330*460*490mm
TH-HPF-1200W	1200W	SMD	44000 ±5% LM	10° 25° 65°	IP65	380*620*645mm

LED TOWER CRANE LIGHT

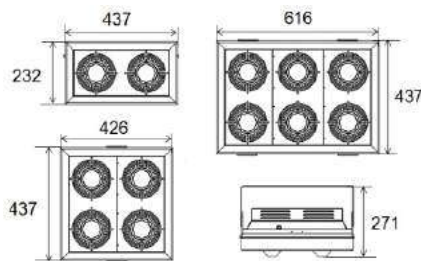
TH-GK430 SERIES



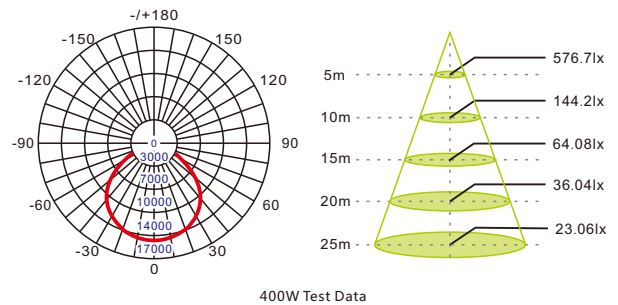
FEATURES

- Respirator design, balance the different pressure between the atmosphere and the shell, extend the product life span
- Professional optic glass lens design, viewing angle optional, non-yellowing, no deformation, thermostability
- Protection grade reaches IP65

DIMENSION



LIGHT DISTRIBUTION CURVE



SPECIFICATION

ITEM NO.	POWER	TYPE OF LED	LUMEN	ANGLE	PROTECTION GRADE	DIMENSION
TH-GK430-200W	200W	COB 100W*2	17500±5% LM	60°/90°	IP65	437*232*271mm
TH-GK430-400W	400W	COB 100W*4	35000±5% LM	60°/90°	IP65	437*426*271mm
TH-GK430-600W	600W	COB 100W*6	52000±5% LM	60°/90°	IP65	437*616*271mm
TH-GK430-800W	800W	COB 100W*8	80000±5%LM	60°/90°	Ip65	437*810*271mm
TH-GK430-1000W	1000W	COB 100W*10	100000±5%LM	60°/90°	Ip65	437*1000*271mm

OTHER LED TOWER CRANE LIGHTS



300-1000w



200W-1000W



CASES

- ✓ WANDA PLAZA (DONGGUAN, NANSHA, MEIZHOU, NANCANG)
- ✓ CHINA CONSTRUCTION THIRD ENGINEERING BUREAU CO., LTD
- ✓ CHINA CONSTRUCTION fourth ENGINEERING BUREAU CO., LTD
- ✓ CHINA CONSTRUCTION FIFTH ENGINEERING BUREAU CO., LTD
- ✓ CHINA CONSTRUCTION EIGHTH ENGINEERING BUREAU CO., LTD
- ✓ THE 1ST ENGINEERING CO., OF CHINA RAILWAY URBAN GROUP
- ✓ CHINA TIESIJU CIVIL ENGINEERING GROUP CO., LTD
- ✓ SHENZHEN JIANYE GROUP
- ✓ HEHNA FIFTH CONSTRUCTION GROUP
- ✓ ZHONGTIAN GROUP
- ✓ ZHONGNAN HOLDING GROUP CO., LTD
- ✓ JIANGSU SUZHONG CONSTRUCTION GROUP CO. LTD
- ✓ BUGG THE EIGHTH CONSTRUCTION DEVELOPMENT CO., LTD
- ✓ THE 14TH METALLURGICAL CORPORATION OF CHINA



LED BAY LIGHT



UFO SERIES

APPLICATION

Widely used in workshop, logistics warehouse, underground parking lot, gymnasium, supermarket and etc.



TH-GK320-80~150W
TH-GK400-150~240W



TH-GK320B-80~200W



TH-GK270-80~150W
TH-GK350-150~240W




TH-320B-150W

FEATURES

- Nice exterior and with small size
- Wide aluminum plate design, good heat dissipation, high light efficiency up to 120-150LM/W, low light decay
- Driver external, easy for maintenance
- Cover optional: transparent/ frosted
- Installation: Hook hanging
- Protection grade: IP65/IP54

Style Diversification




Hanging Bracket Round driver Trapezium driver holder Square driver holder

Cover optional



Transparent cover



Frosted cover

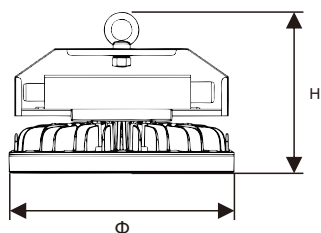


120 degree angle

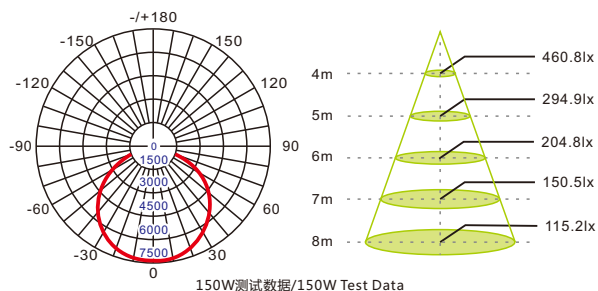


60 degree angle

DIMENSION



LIGHT DISTRIBUTION CURVE




SPECIFICATION

ITEM NO.	POWER	TYPE OF LED	LUMEN	ANGLE	PROTECTION GRADE	DIMENSION (Φ*H)
TH-GK230-60W	60W	SMD	7200±5% LM	120°/60°	Ip65	Φ230*225mm
TH-GK270-80W	80W	SMD	10500±5% LM	120°/60°	Ip65	Φ270*225mm
TH-GK270-100W	100W	SMD	12000±5% LM	120°/60°	Ip65	Φ270*225mm
TH-GK320-150W	150W	SMD	17000±5% LM	120°/60°	Ip65	Φ320*179mm
TH-GK400-200W	200W	SMD	24000±5% LM	120°/60°	Ip65	Φ400*208mm
TH-GK400-240W	240W	SMD	26500±5% LM	120°/60°	Ip65	Φ400*208mm
TH-GK460-300W	300W	SMD	43500±5% LM	120°/60°	Ip65	Φ460*228mm

LED BAY LIGHT

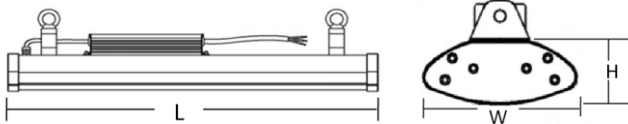
LINEAR HIGH BAY SERIES



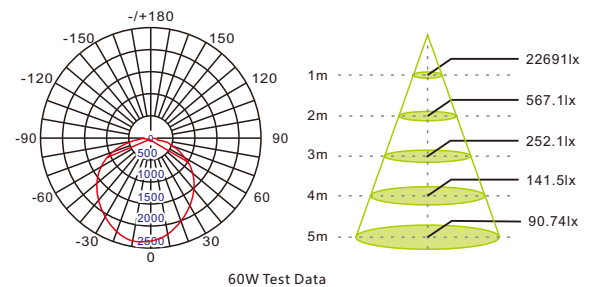
FEATURES

- 6063 heat dissipation aluminum materials + acrylic light cover
- Taiwan Meanwell or CE passed driver for Choice
- With silicone seals, can reach IP65 degree of protection
- Light efficiency up to 130-140 lm/w
- Widely used in factories, schools, warehouses, supermarkets, subway

DIMENSION



LIGHT DISTRIBUTION CURVE



SPECIFICATION

ITEM NO.	POWER	TYPE OF LED	LUMEN	ANGLE	PROTECTION GRADE	DIMENSION (L*H*W)
TH-GK130-50W	50W	SMD	6500±5% LM	120°	Ip65	600*53*131mm
TH-GK130-60W	60W	SMD	7500±5% LM	120°	Ip65	600*53*131mm
TH-GK130-80W	80W	SMD	10400±5% LM	120°	Ip65	900*53*131mm
TH-GK130-100W	100W	SMD	13000±5% LM	120°	Ip65	1200*53*131mm
TH-GK130-120W	120W	SMD	15000±5% LM	120°	Ip65	1500*53*131mm

LED BAY LIGHT

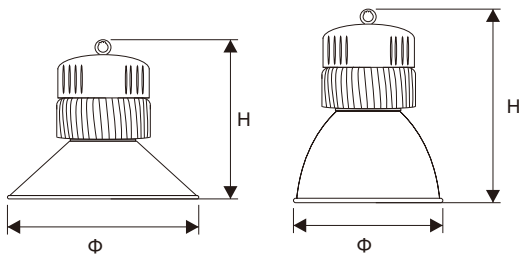
FINS SERIES



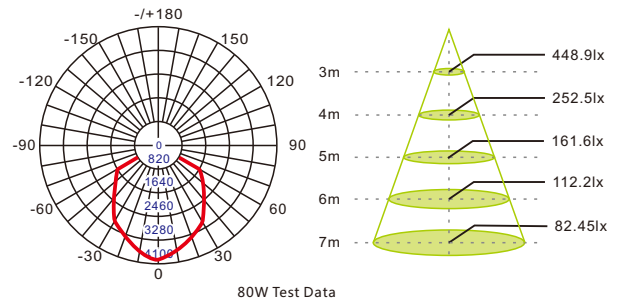
FEATURES

- Adopt massive fins type radiator, heat transfer plate weld with heatsink, good heat dissipation
- The anodic oxidation spinning pure aluminum reflector can optimize lighting performance and reduce glare at the same time

DIMENSION



LIGHT DISTRIBUTION CURVE



SPECIFICATION

ITEM NO.	POWER	TYPE OF LED	LUMEN	ANGLE	PROTECTION GRADE	DIMENSION (Φ*H 120°)
TH-GK320F-50W	50W	SMD	6000±5% LM	60°/90°/120°	IP54	Φ400*238mm
TH-GK320F-80W	80W	SMD	9600±5% LM	60°/90°/120°	IP54	Φ400*238mm
TH-GK320F-100W	100W	SMD	12000±5% LM	60°/90°/120°	IP54	Φ500*357mm
TH-GK320F-120W	120W	SMD	14400±5% LM	60°/90°/120°	IP54	Φ500*357mm
TH-GK320F-150W	150W	SMD	18000±5% LM	60°/90°/120°	IP54	Φ500*375mm
TH-GK320F-200W	200W	SMD	24000±5% LM	60°/90°/120°	IP54	Φ500*418mm

LED BAY LIGHT

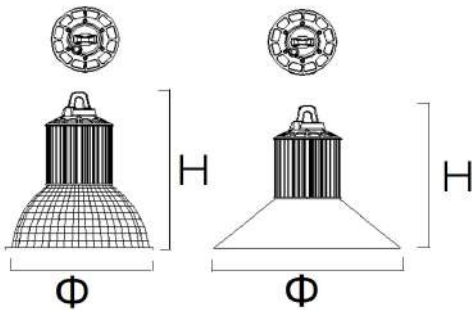
SUN FLOWER SERIES



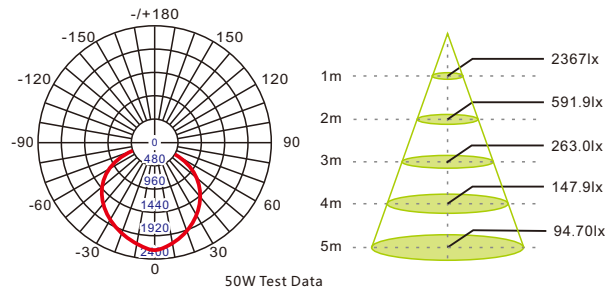
FEATURES

- The heat sink is using high quality sun flower pure aluminum, anodic oxidation for the surface
- Needed materials excellent, good heat dissipation, with cooper pipe for dissipation
- 45°, 60°, 90° and 120° beam angel reflectors can be optional

DIMENSION



LIGHT DISTRIBUTION CURVE



SPECIFICATION


ITEM NO.	POWER	TYPE OF LED	LUMEN	ANGLE	PROTECTION GRADE	DIMENSION (Φ*H 120°)
TH-GK415-60WP	60W	SMD	7200±5% LM	45°/60°/90°/120°	IP54	Φ500*398mm
TH-GK415-100WP	100W	SMD	12000±5% LM	45°/60°/90°/120°	IP54	Φ500*435mm
TH-GK415-150WP	150W	SMD	18000±5% LM	45°/60°/90°/120°	IP54	Φ500*475mm
TH-GK415-200WP	200W	SMD	24000±5% LM	45°/60°/90°/120°	IP54	Φ500*493mm
TH-GK415-300WP	300W	SMD	36000±5% LM	45°/60°/90°/120°	IP54	Φ500*510mm
TH-GK415-400WP	400W	SMD	48000±5% LM	45°/60°/90°/120°	IP54	Φ500*570mm

Driverless UFO LED High Bay Light

TH-DOBB Series(50W~200W)



TH-DOBC Series(50W~200W)



TH-DOBD Series(50W~200W)



TH-DOBE Series(50W~200W)



TH-DOBE Series(50W~200W)



OTHER LED BAY LIGHTS



01



02



03



04



05



06



07



08

Projects Case

Coca Cola Mongolia Factory Lighting



Comix Shenzhen Factory Lighting



Shandong Luqiao Group Co. lighting



Japan Steelworks Warehouse Lighting



LED FLOOD LIGHT



FS380 SERIES

APPLICATION

- Widely used in workshop, landscape, building, outdoor advertisement board, indoor and outdoor stadium, road lighting and etc.



LED FLOOD LIGHT

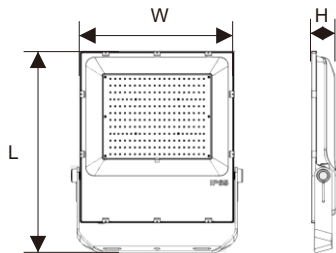
INTEGRATIVE SERIES



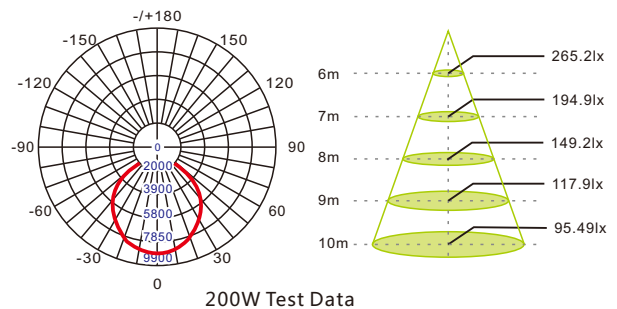
FEATURES

- Large size aluminum PCB fit aluminum die cast housing, reflector and heat sink integrated
- Wide aluminum plate design, high light efficiency, good heat dissipation, low light decay

DIMENSION



LIGHT DISTRIBUTION CURVE



SPECIFICATION

ITEM NO.	POWER	TYPE OF LED	LUMEN	ANGLE	PROTECTION GRADE	DIMENSION (L*W*H)
TH-FLTA-20W	20W	SMD	2400±5% LM	120°	IP65	166*107*32mm
TH-FLTA-30 W	30W	SMD	3600±5% LM	120°	IP65	216*152*40mm
TH-FLTA-50W	50W	SMD	6000 ±5% LM	120°	IP65	310*220*50mm
TH-FLTA-80W	80W	SMD	9600±5% LM	120°	IP65	354*245*55mm
TH-FLTA-100W	100W	SMD	12000 ±5% LM	120°	IP65	402*295*60mm
TH-FLTA-150W	150W	SMD	18000±5% LM	120°	IP65	430*330*60mm
TH-FLTA-200W	200W	SMD	24000 ±5% LM	120°	IP65	470*360*60mm
TH-FLTA-300W	300W	SMD	36000 ±5% LM	120°	IP65	470*540*70mm
TH-FLTA-400W	400W	SMD	48000 ±5% LM	120°	IP65	470*540*70mm

LED TUNNEL LIGHT

MODULE SERIES



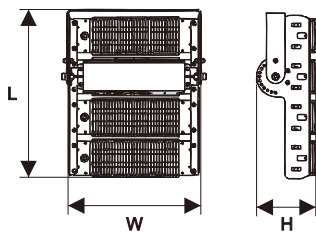
Can be used as LED Flood and Tunnel light



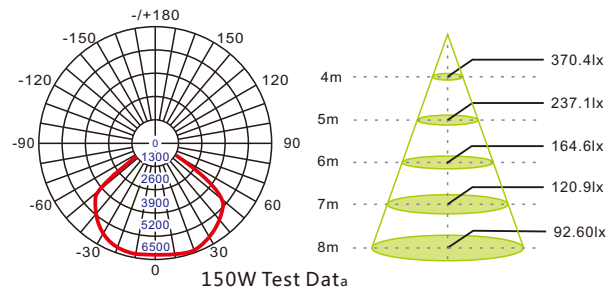
FEATURES

- 1070 pure aluminum stamping process, good heat dissipation performance, lighter weight, efficiently extend the lighting source life span
- Spray process for housing, aesthetics generous, sturdiness and durability
- Configured with a multitude of lens, adapt difference applications
- Waterproof design, protection grade reaches IP65

DIMENSION



LIGHT DISTRIBUTION CURVE



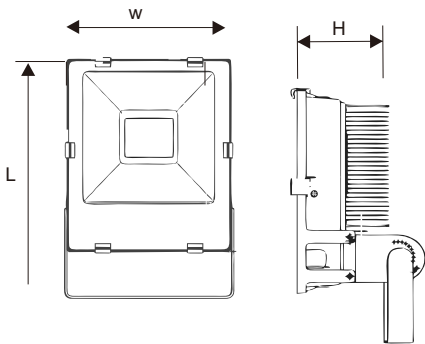
SPECIFICATION

ITEM NO.	POWER	TYPE OF LED	LUMEN	ANGLE	PROTECTION GRADE	DIMENSION (L*W*H)
TH-SD280-50W	50W	SMD	6000±5% LM	60°/90°	IP65	315*193*130mm
TH-SD280-100W	100W	SMD	12000 ±5% LM	60°/90°	IP65	315*238*130mm
TH-SD280-150W	150W	SMD	18000±5% LM	60°/90°	IP65	315*283*130mm
TH-SD280-200W	200W	SMD	24000 ±5% LM	60°/90°	IP65	315*373*130mm
TH-SD280-300W	300W	SMD	36000±5% LM	60°/90°	IP65	599*283*130mm
TH-SD280-400W	400W	SMD	48000 ±5% LM	60°/90°	IP65	599*373*130mm

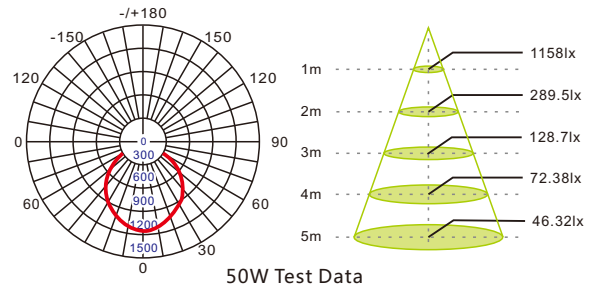
LED FLOOD LIGHT



DIMENSION



LIGHT DISTRIBUTION CURVE



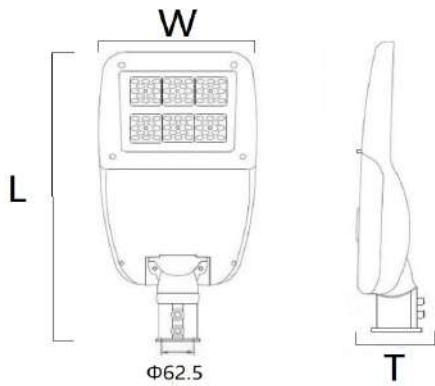
SPECIFICATION

ITEM NO.	POWER	WORKIN VOLTAGE	LED	LUMEN	ANGLE	IP GRADE	DIMENSION (L*W*H)
TH-FL01-20W	20W	AC 85-265V	SMD	2400±5% LM	120°	IP65	175*156*60mm
TH-FL01-30W	30W	AC 85-265V	SMD	3600±5% LM	120°	IP65	192*172*60mm
TH-FL01-50W	50W	AC 85-265V	SMD	6000±5% LM	120°	IP65	235*200*67mm
TH-FL01-70W	70W	AC 85-265V	SMD	8400±5% LM	120°	IP65	285*250*70mm
TH-FL01-100W	100W	AC 85-265V	SMD	12000±5% LM	120°	IP65	360*290*95mm
TH-FL01-150W	150W	AC 85-265V	SMD	18000±5% LM	120°	IP65	385*320*105 mm
TH-FL01-200W	200W	AC 85-265V	SMD	24000±5% LM	120°	IP65	410*365*105mm
TH-FL01-400W	400W	AC 85-265V	SMD	48000±5% LM	120°	IP65	560*430*120mm

LED STREET LIGHT



DIMENSION



EASY TO MAINTAIN



SPECIFICATION

ITEM NO.	POWER	TYPE OF LED	LUMEN	ANGLE	PROTECT ION GRADE	DIMENSION (L*W*T)
TH-RLL-80W	80W	SMD	9600±5% LM	30° * 65°	IP65	530*250*80mm
TH-RLL-100W	100W	SMD	12000±5% LM	30° * 65°	IP65	600*280*85mm
TH-RLL-150W	150W	SMD	18000 ±5% LM	30° * 65°	IP65	695*335*95mm

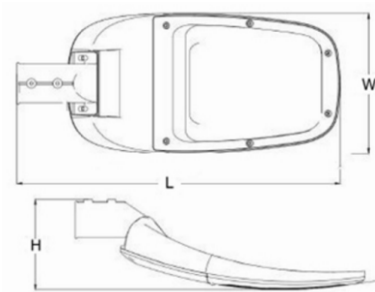
LED STREET LIGHT



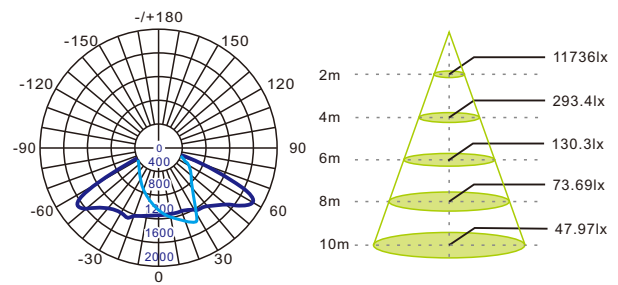
FEATURES

- Environmentally friendly thickness aluminum, Processed by panting treatment and anodic oxidation, solid and corrosion resisting
- High efficient reflector, good at the light refraction, uniform illumination
- Protection grade up to IP65

DIMENSION



LIGHT DISTRIBUTION CURVE



120W Test Data

SPECIFICATION

ITEM NO.	POWER	TYPE OF LED	LUMEN	ANGLE	PROTECTION GRADE	DIMENSION (L*W*H)
TH-RLA-80W	80W	SMD	9600±5% LM	120°	Ip65	617*260*186mm
TH-RLA-120W	120W	SMD	14400±5% LM	120°	Ip65	617*260*186mm
TH-RLA-150W	150W	SMD	18000±5% LM	120°	IP65	617*260*186mm

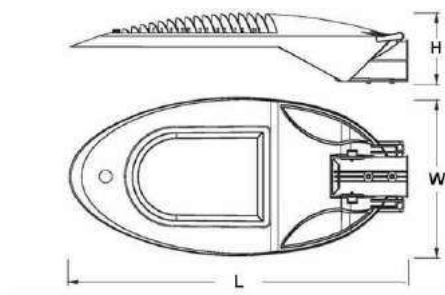
LED STREET LIGHT



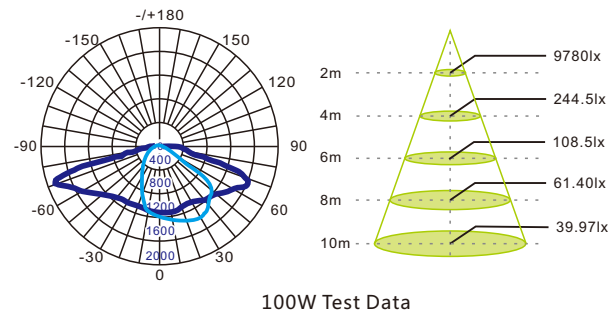
FEATURES

- Fluid lines of the simple design harness the power of unparalleled illumination, lighting performance metrics with an efficacy of 120Lm/w.
- Delivering light with Precision Optical Control over incumbent street lighting solutions from 30W up to 150W
- Be ideal for any street / roadway application

DIMENSION



LIGHT DISTRIBUTION CURVE



SPECIFICATION

ITEM NO.	POWER	TYPE OF LED	LUMEN	ANGLE	PROTECTION GRADE	DIMENSION (L*W*H)
TH-RLB-50W	50W	SMD	9600±5% LM	120°	IP65	474*238*100mm
TH-RLB-100W	100W	SMD	14400±5% LM	120°	Ip65	644*303*132mm
TH-RLB-120W	120W	SMD	18000±5% LM	120°	IP65	864*375*168mm

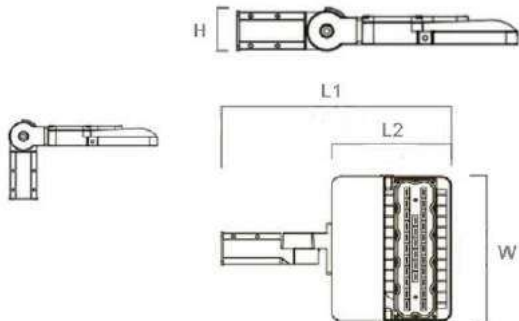
LED STREET LIGHT



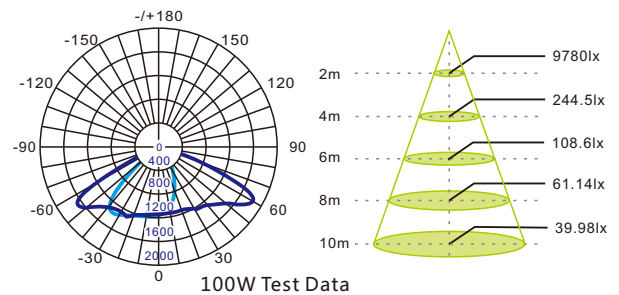
FEATURES

- Integrated design, easy to disassemble, Low Maintenance cost, ONLY replace and corrosion resisting
- High efficient reflector, good at the light refraction, uniform illumination
- Protection grade up to IP65

DIMENSION



LIGHT DISTRIBUTION CURVE



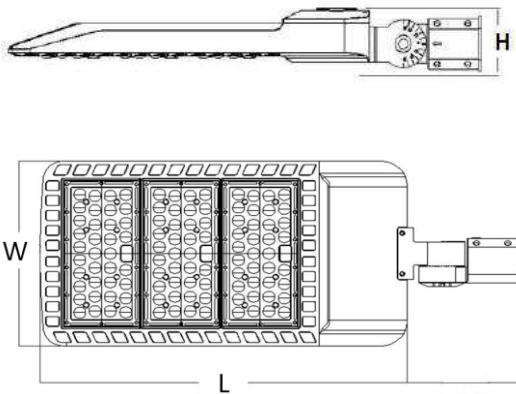
SPECIFICATION

ITEM NO.	POWER	TYPE OF LED	LUMEN	ANGLE	PROTECTION GRADE	DIMENSION (L*W*H)
TH-PLB-100W	100W	SMD	12000±5% LM	90*120°	IP65	325*285*95mm
TH-PLB-150W	150W	SMD	18000±5% LM	90*120°	IP65	260*285*95mm
TH-PLB-200W	200W	SMD	24000±5% LM	90*120°	IP65	395*285*95mm

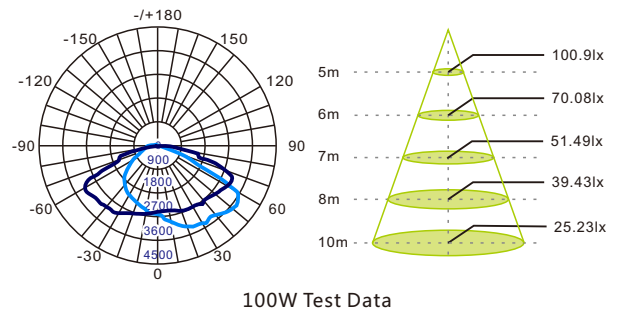
LED STREET LIGHT



DIMENSION



LIGHT DISTRIBUTION CURVE



SPECIFICATION

ITEM NO.	POWER	TYPE OF LED	LUMEN	ANGLE	PROTECTION GRADE	DIMENSION (L*W*H)
TH-PLC-100W	100W	SMD	12000±5% LM	T3/T4/T5	IP65	495*320*84mm
TH-PLC-150W	150W	SMD	18000±5% LM	T3/T4/T5	IP65	621*320*84mm
TH-PLC-300W	300W	SMD	36000±5% LM	T3/T4/T5	IP65	769*320*84mm

OTHER LED STREET LIGHT



20W



50W



80W



solar panel



30W-60W



15W



15-25W



30W



12W~150W



80W~180W



11



12



部分合作客户 PARTNERS





Shenzhen Tianhong Optoelectronics Co.,Ltd

Address: Building A, Hanhaida Industrial Park, No. 7004 Songbai Road, Songgang Town, Bao'an District, Shenzhen, Guangdong, China

Tel: 0755-32997851/ 32997852 /32997853

Sales: 0755-27739329

Fax: 0755-32997850

Email: info@hitechleds.com

Website: www.thleds.com